

Manufacture of Chemicals & Chemical Products Sector



Dr. Faisal El Amir

6/11/18

Ref30 – Q2/2018

Contents

Summary

1-Strategic Perspective

2-Domestic Production

3-Global Production

4-Manufacturing Subactivities and Main Players

5-Foreign Trade

6-Export opportunities

Objectives of the Sector Reports

The objective of the sector reports is to provide essential guidance and insight to stakeholders :-

1. ***For Investors:*** The report gives information that enable the investor to have a quick overall view on the structure, the size ,the economic importance and capability of the domestic manufacturing sector
 2. ***For Buyers:*** The report gives Information on products and who are producing them
 3. ***For Exporters:***The report indicates what and where are the potentials to export specific products
-

Summary

-The Chemical manufacturing sector plays a crucial role in supplying the domestic construction industry by chemical binders and construction chemicals, it also supply oil field chemicals to the oil industry .

- Dubai can play strategic role In the export market, to supply agriculture chemicals and fertilizers to Africa and the Middle East, considering that it possess facilities and infrastructure to procure ingredients from different parts of the world and do the mixing and formulation process

-The sector has good capability to supply both domestic and export markets, its total output reached 10 Billion AED in 2016 accounting for 8% of the total manufacturing output of Dubai

-A large number of units are working in the business of chemical products manufacturing in Dubai in a fairly diversified product portfolio, typical products are paints. , fertilizers ,anti-corrosion materials, disinfectants, solvents, adhesives and binders ,soap and haircare, insecticides ,inks, and oilfield chemicals

- UAE exports from Chemicals in the first 9 months of 2017 registered 3.3 Billion AED mainly in the form WASHING ,LUBRICATING & DENTAL PREPRATIONS, WAXES-2017 figures are not published yet.

-Exports of chemicals from Dubai reached, 2.2 Billion AED in 2017 up by 10% on 2016

-Top main exports from Dubai were various detergents and soaps for cleaning .There are good opportunities for the export of soaps and cleaning detergents to the region ,while Iraq and Djibouti stood out as having the largest potential for this product.

-In addition opportunities exist to export fertilizers to distant countries like China, Thailand as also to nearby countries like India

1. Strategic Perspective

The Chemical manufacturing sector plays a crucial role in supplying the domestic construction industry by binder and construction chemicals, it also supply oil field chemicals to the oil industry

In the export market, Dubai can play strategic role to supply agriculture chemicals and fertilizers to Africa and the Middle East, considering that it possess facilities and infrastructure to procure ingredients from different parts of the world and do the mixing and formulation process



Dubai can play strategic role In the export market, to supply agriculture chemicals and fertilizers to Africa and the Middle East

2. Domestic Production



The Chemical sector is one of the main manufacturing subsectors in Dubai, its share in the total manufacturing output for Dubai was 8%,and shared 10% of the total manufacturing value added

Profile of Manufacture of chemicals and chemical products sector in Dubai 2016

AED

Production Value	Intermediate Consumption	Value Added	Employees' Compensation	Number of Employees	Share in Manufacturing output	Share in Manufacturing Value Added
10,015,918,119	6,151,325,244	3,864,592,875	732,225,681	9,380	8.4%	10.2%

Source :Dubai Statics Center(manufacturing survey 2016)

3. Global Production

The global chemical sector has an important impact on world value added for manufacturing ,it shared a ratio 12.6% in 2015



The average share of Chemicals & Chemical Products sector in world manufacturing value added was 12.6% in 2015(Industrial Development Report 2018 UNIDO). In Dubai the share of the sector is slightly below world average(10.2%)

Share of manufacturing value added by industry group, industrialization level and worldwide, 2000,

2005 and 2015 (percent)
Chemicals & Products sector

Industrialized Economies			Developing and Emerging Industrial Economies			World		
2006	2010	2015	2006	2010	2015	2006	2010	2015
12.6	13.3	13.0	11.1	11.4	12.1	12.2	12.6	12.6

Industrial Development Report 2018 UNIDO

4. Manufacturing Sub-activities and Main Players in Dubai



A large number of units are working in the business of chemical products manufacturing in a fairly diversified product portfolio, typical products are paints, fertilizers, anti-corrosion materials, disinfectants, solvents, adhesives and binders, soap and haircare, insecticides, inks, and oilfield chemicals

ISIC code	Manufacturing Activity	Number of units operating in the activity	Main Players contact number
241101	Acid Manufacturing	5	<ul style="list-style-type: none"> Falcon Chemicals 880 1444
241104	Petrochemicals Manufacturing	6	<ul style="list-style-type: none"> Bas Kanoo Polyurethane 447 0807

			<ul style="list-style-type: none"> Emirates for Linear Alkyl Benzene 332 6222 Total Lubricant Blending 8129546
241105	Gas Liquefaction and Bottling Manufacturing	7	<ul style="list-style-type: none"> Emirates Industrial Gases 266 0775 Bristol Fire Engineering 3472426 Dubai Oxygen 2660983
241106	Dry Ice Manufacturing	1	<ul style="list-style-type: none"> Carbonic International 886 1960
241107	Gum & Glue Manufacturing	8	<ul style="list-style-type: none"> AL Nahda International Chemicals 3473688 Fayfa Chemicals Factory 347 2082 Emirates National Chemical Industries 3403411
241108	Composed Industrial Chemicals Manufacturing	7	<ul style="list-style-type: none"> Anglo- Gulf Agrochemicals 883 5039 Basf Kanoo Polyurethane 447 0807
241109	Synthetic Resins Manufacturing	3	<ul style="list-style-type: none"> Corrotech Construction Chemicals 8112100 Hitech Industries 8835181 Reich hold Inc. 883 5215
241201	Chemical Fertilizers Manufacturing	3	<ul style="list-style-type: none"> Arcad Fertilizers 226 2285 Ebygen Labs 457 2861 Union Chemicals 8815139
241202	Organic Fertilizers Manufacturing	4	<ul style="list-style-type: none"> Al Rawdah Fertilizing 832 6565

			<ul style="list-style-type: none"> • Al Bayadar Organic Fertilizer 8801075 • Desert Oasis Fertilizers Packaging 340 4440
242 101	Insecticides Manufacturing	2	<ul style="list-style-type: none"> • Biotechnology International Plants 8814857 • Dabur International 8817756
242 102	Agricultural Pesticides Manufacturing	1	<ul style="list-style-type: none"> • Biotechnology International Plants 8814857
242 201	Paints Manufacturing	29	<ul style="list-style-type: none"> • Al Nahda International Chemicals 3473688 • Falcon Chemicals 8801444 • Fayfa Chemicals 3472082
242202	Varnish Manufacturing	4	<ul style="list-style-type: none"> • Corrotec Construction Che0313micals 8112100 • Hitech Industries 8835181 • Jupiter Chemicals 8849880
242203	Anti Corrosion Materials Manufacturing	6	<ul style="list-style-type: none"> • Al Nahda International Chemicals 3473688 • Ge Water Process Technology 81011700 • Interdeco Paints 3380111
242205	Adhesives Manufacturing	22	<ul style="list-style-type: none"> • Al Gurg Fosroc 2858606 • Actic General Trading 2828005 • Packman Middle East 3470993
242206	Ink and Printing Materials Manufacturing	4	<ul style="list-style-type: none"> • Biotechnology International Plants 8814857 • Bioettcher 4227984

			<ul style="list-style-type: none"> • Torda Middle East 2250345
242207	Ink Mixing & Refilling	2	<ul style="list-style-type: none"> • Inara Ink 267 3446 • Ink Products 338 3200
242209	Adhesive Slitting	3	<ul style="list-style-type: none"> • Best Choice Floors Protection 3396669 • CMS Manufacturing 3477665 • Shurtapeved 8813199
242401	Soap & Hair Care Products Manufacturing	21	<ul style="list-style-type: none"> • Dabur International 8817756 • Diamond Line 8838782 • Falcon Chemicals 8801444
242492	Detergents & Disinfectants Manufacturing	33	<ul style="list-style-type: none"> • Al Nahda International Chemicals 3473688 • Falcon Chemicals 880 1444 • Fayfa Chemical 3472082
242404	Industrial Solvents Manufacturing	10	<ul style="list-style-type: none"> • National Solvents 883 9433 • Smart Chem Hygene 8853288 • AlAshram Chemical Industries 2292999
242405	Powder Detergents Manufacturing	3	<ul style="list-style-type: none"> • Procter & Gamble 8064444 • Smart Chem Hygene 8853288 • AlAshram Chemical Industries 2292999
242407	Bleaching Products Manufacturing	2	<ul style="list-style-type: none"> • AlAshram Chemical Industries 2292999 • Smart Chem Hygene 8853288

242901	Fire Extinguishing Materials Manufacturing	4	<ul style="list-style-type: none"> • Al Ama Fire fighting Equipment 2580090 • Bristol Fire Engineering 3472426 • I G C Aire Manufacturing 323 2774
242902	Explosives Manufacturing	1	<ul style="list-style-type: none"> • Emirates Explosives 34341343
242903	Construction Chemicals Manufacturing	22	<ul style="list-style-type: none"> • Stoncor Middle East 3470460 • AL Gurg Fosroc 2858606 • Colmef Chemicals 8803488
242904	Oilfields Chemical Manufacturing	6	<ul style="list-style-type: none"> • Anglo Gulf Agrochemicals 8835039 • Hyak 881556 • MI Gulf Services 8837042
242905	Coolants Manufacturing	6	<ul style="list-style-type: none"> • Premier Chemical Industries 8841588 • Zahir Group of Industries 8839191 • Omnicham Industries 8841588
242906	Batteries Distilled Water Manufacturing	1	<ul style="list-style-type: none"> • Falcon Chemicals 880 1444
242907	Wax Candles Manufacturing	1	<ul style="list-style-type: none"> • Diamond Line 8838782
242908	Test & Analysis Chemicals Manufacturing	2	<ul style="list-style-type: none"> • Organic Processing & Technologies 883 9956 • Reliance Freight Systems 8837676

Source: Dubai Commercial Directory

5. Foreign Trade

World Trade

World exports from chemicals reached 820 Billion US\$ in 2017 up by around 8% from 2016

UAE Trade

UAE exports of Chemicals in the first 9 months of 2017 registered 3.3 Billion AED mainly in the form WASHING ,LUBRICATING & DENTAL PREPRATIONS, WAXES.The imports is large at about 13 Billion AED, but it will include a large proportion of ingredients used for formulation of final chemical products by the domestic industry

UAE Trade for first 9 month of 2017*

الفصل CHAPTER	CHAPTER NAME	Imports	Exports	Re- exports
		القيمة (بالدرهم) VALUE IN AED	القيمة (بالدرهم) VALUE IN AED	القيمة (بالدرهم) VALUE IN AED
28	INORGANIC CHEMICALS; COMPOUNDS OF PRECIOUS METALS	5,798,642,710	213,430,601	91,490,074
29	ORGANIC CHEMICALS	1,848,561,326	77,983,497	192,211,175
31	FERTILISERS	109,186,233	57,359,555	10,994,517
34	WASHING ,LUBRICATING & DENTAL PREPRATIONS, WAXES	2,200,322,565	2,444,629,116	243,242,715

35	ALBUMINOIDAL SUBSTANCES,MODIFIED STARCHES,GLUES	296,859,835	24,616,975	30,079,388
36	EXPLOSIVES;PYROTECHNIC PRODUCTS; MATCHES	67,248,832	3,098,766	1,069,342
38	MISCELLANEOUS CHEMICAL PRODUCTS	2,717,966,315	441,233,689	205,436,028

Note : Full year 2017 statistics for UAE are not yet published *

Dubai Foreign Trade



Exports of Chemicals & Products from Dubai reached 2.2 Bil AED in 2017 up by 10% on 2016

Dubai Exports 2016-2017

	2016	2017
EXPORT	1,973,720,022	2,180,665,948
RE-EXPORT	4,445,476,429	3,840,182,550
Grand Total	6,419,196,451	6,020,848,498

Top exports



Exports from Chemicals & Products from Dubai reached 2.2 Billion AED in 2017. Top main exports were various detergents and soaps for cleaning

Top Exports & Re-exports 2017

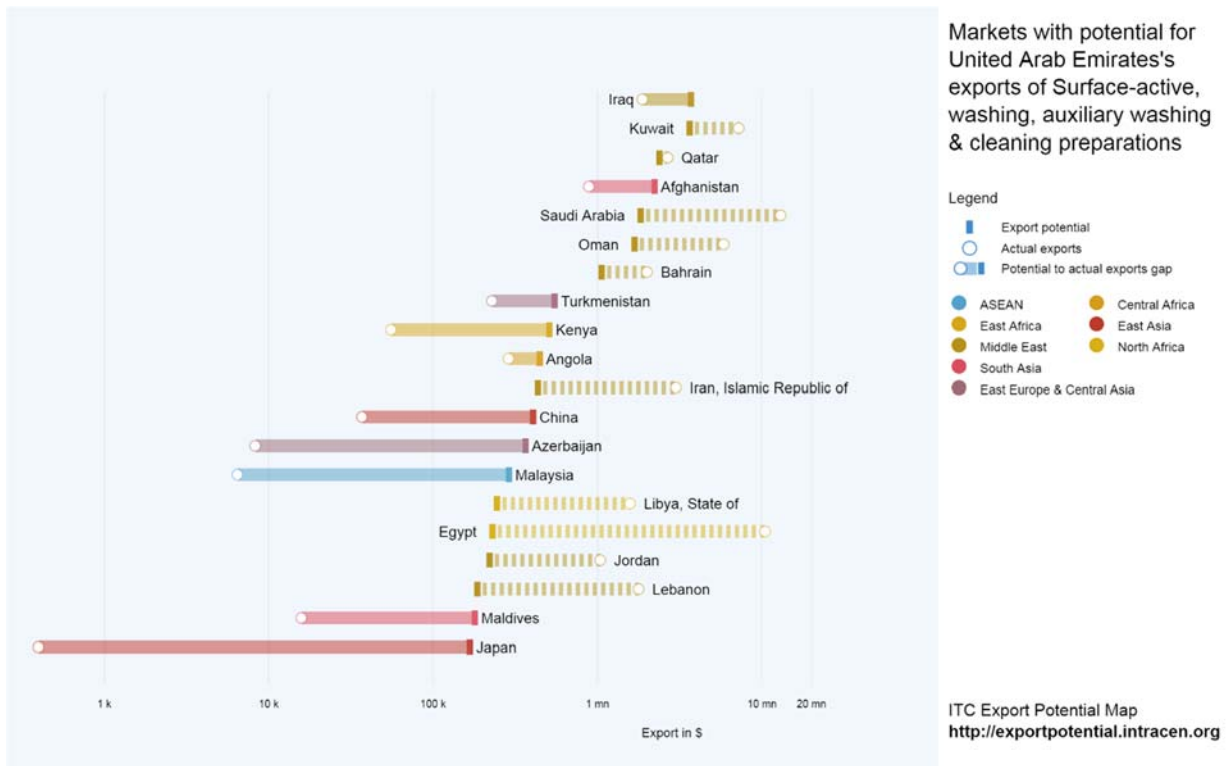
	AED
EXPORT	2,180,665,948
3402 Organic Surface-active agents	460,380,656
3401 Soaps	404,297,054
3824 Chemicals	318,084,407
2826 Fluorides...	167,636,671
3811 Anti-knock preparations	153,877,387
RE-EXPORT	3,840,182,550
2804 Hydrogen & Rare Gases	562,804,112
3401 Soaps	324,500,148
2932 Heterocyclic Compounds	238,013,207
2905 Acrylic Alcohols	208,384,792
3824 Chemicals	193,743,086

6. Export Opportunities



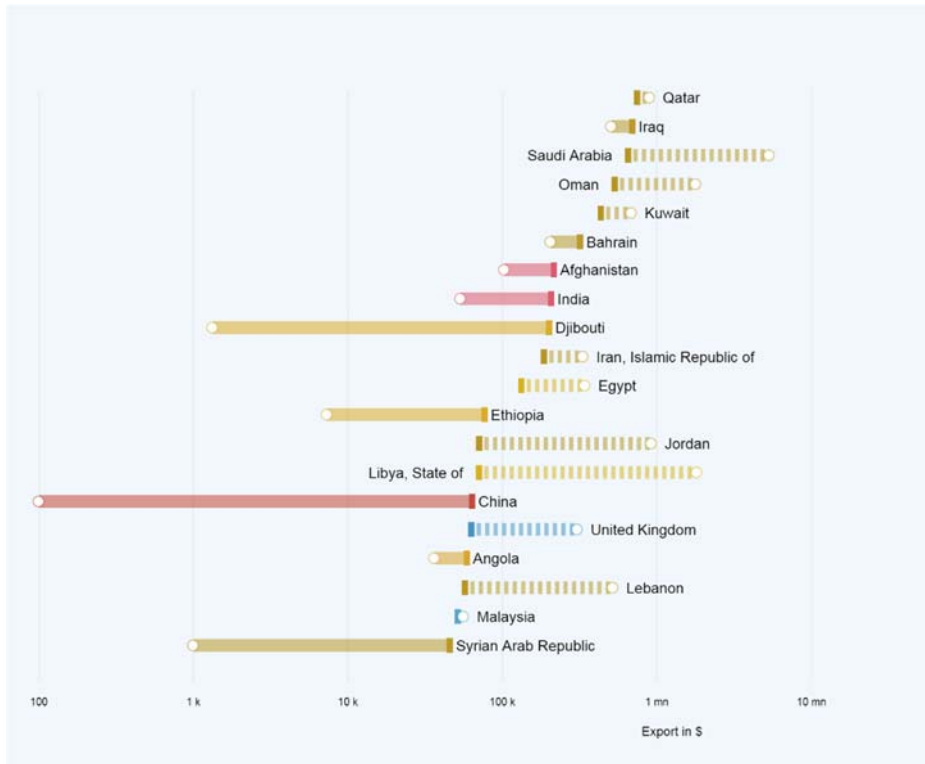
**There are good opportunities for the export of soaps and cleaning detergents to the region
Iraq and Djibouti stood out as having large potential**

There are also opportunities to export fertilizers to distant countries like China, Thailand as also to nearby countries like India



Key findings

The markets with greatest potential for United Arab Emirates's exports of 340220 Surface-active, washing, auxiliary washing & cleaning preparations are Iraq, Kuwait and Qatar. Iraq shows the largest absolute difference between potential and actual exports in value terms, leaving room to realize additional exports worth \$1.5 mn.



Markets with potential for United Arab Emirates's exports of Soap in

flakes/granules/powder/paste/a

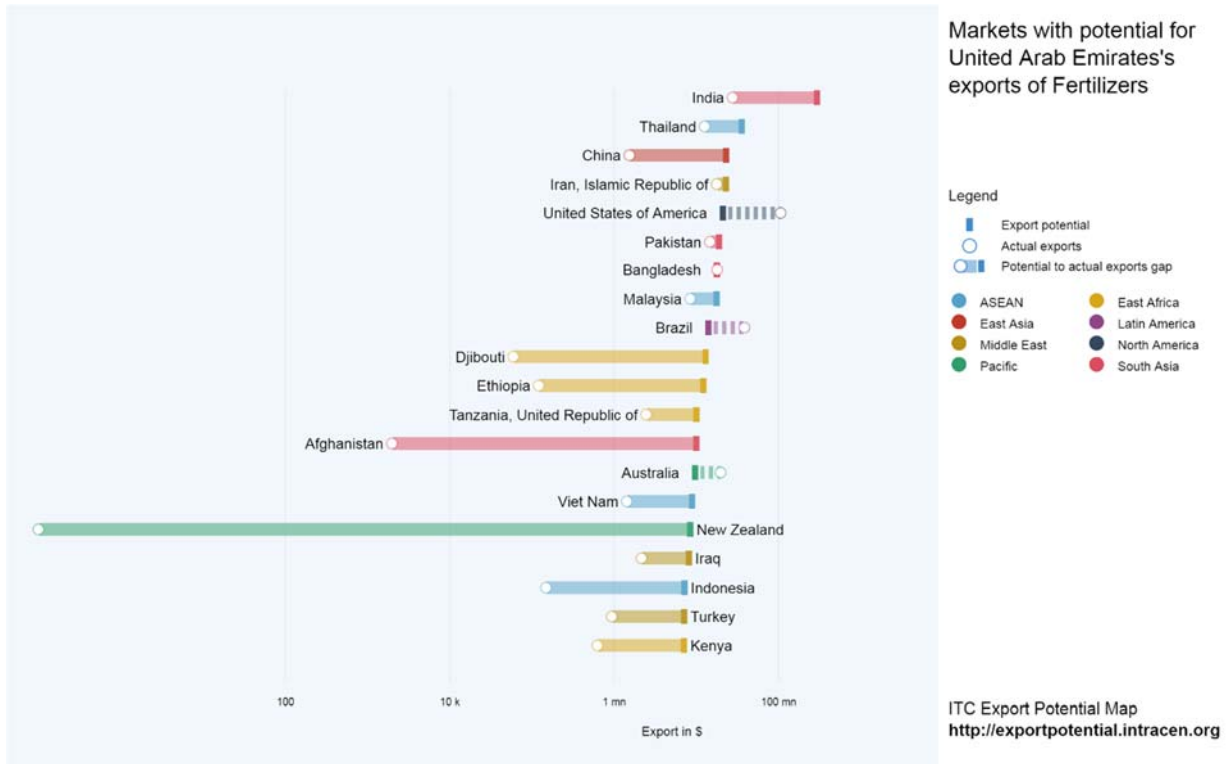
Legend

- Export potential
- Actual exports
- ▬ Potential to actual exports gap
- ASEAN
- East Africa
- Middle East
- South Asia
- EU & West Europe
- Central Africa
- East Asia
- North Africa

ITC Export Potential Map
<http://exportpotential.intracen.org>

Key findings

The markets with greatest potential for United Arab Emirates's exports of 340120 Soap in flakes/granules/powder/paste/aqueous solution are Qatar, Iraq and Saudi Arabia. Djibouti shows the largest absolute difference between potential and actual exports in value terms, leaving room to realize additional exports worth \$179.4 k.



Key findings

The markets with greatest potential for United Arab Emirates's exports of Fertilizers are India, Thailand and China. India shows the largest absolute difference between potential and actual exports in value terms, leaving room to realize additional exports worth \$213.1 mn.

Sources of data and information

- Dubai Customs
- ITC
- Dubai Statistics Center

