

UAE Egypt Bilateral Trade

Ref 15 Q2 2018

Dr. Faisal El Amir

Trade potential = min {country's exports; partner country's imports} – actual bilateral trade

UAE Egypt Bilateral Trade 2016

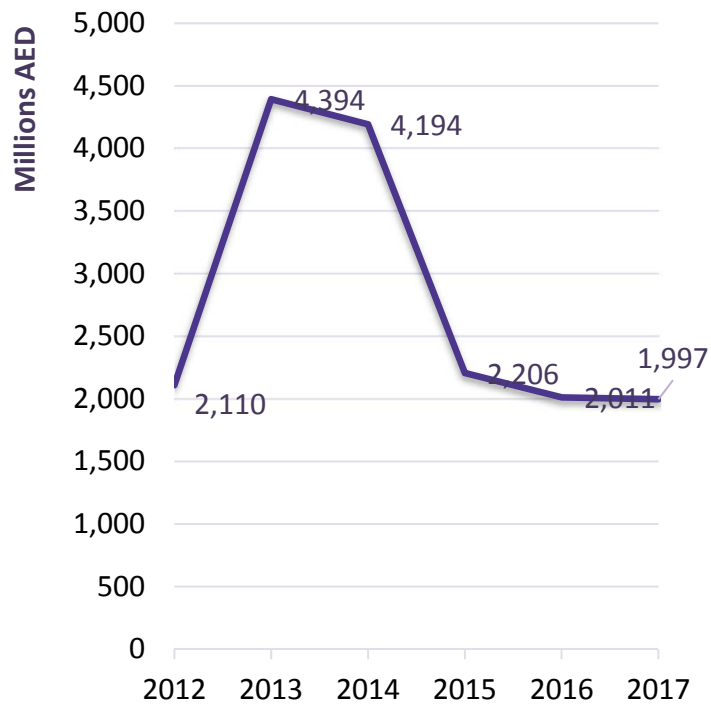
Top Exports & Export Potential

Product Code	Product Label	United Arab Emirates' exports to KSA			KSA I imports from the world			United Arab Emirates' exports to the world			Export Potential		
		Value in 2016, USD thousand	Annual growth in value between 2012-2016, %, p.a.	Share in United Arab Emirates' exports, %	Equivalent ad valorem tariff faced by United Arab Emirates	Value in 2016, USD thousand	Annual growth in value between 2012-2016, %, p.a.	Share in world imports, %	Value in 2016, USD thousand	Annual growth in value between 2012-2016, %, p.a.	Share in world exports, %	Export Potential ,US\$ thousand	Rank in potential
		'TOTAL	All products	894254	-25	0		58052632	-3	0	298650942	-4	2
'39	Plastics and articles thereof	274537	4	5	0	2731047	-2	0	5420408	1	1	2,625,946	4
'71	Natural or cultured pearls, precious or semi-precious stones, precious metals, metals clad ...	105101	-7	0	0	79185	-21	0	42279524	-8	6	22,848	
'20	Preparations of vegetables, fruit, nuts or other parts of plants	56337	7	14	0	123319	5	0	417195	12	1	70,262	
'84	Machinery, mechanical appliances, nuclear reactors, boilers; parts thereof	53057	-47	1	0	5284562	-1	0	7978042	-21	0	5,243,516	1
'03	Fish and crustaceans, molluscs and other aquatic invertebrates	41046	48	33	0	422214	7	0	123412	1	0	82,366	
'85	Electrical machinery and equipment and parts thereof; sound recorders and reproducers, television ...	33676	-56	1	0	4034719	4	0	6642685	-32	0	4,002,806	3
'87	Vehicles other than railway or tramway rolling stock, and parts and accessories thereof	31913	-6	0	0	4590878	12	0	7835356	-7	1	4,564,348	2
'49	Printed books, newspapers, pictures and other products of the printing industry; manuscripts, ...	26530	-3	2	0	75122	-1	0	1189405	18	3	52,636	
'73	Articles of iron or steel	22486	-2	1	0	2357870	-2	1	1819158	-11	1	1,796,672	
'34	Artificial ...	21341	0	9	0	216900	-8	0	232367	-14	0	216,900	

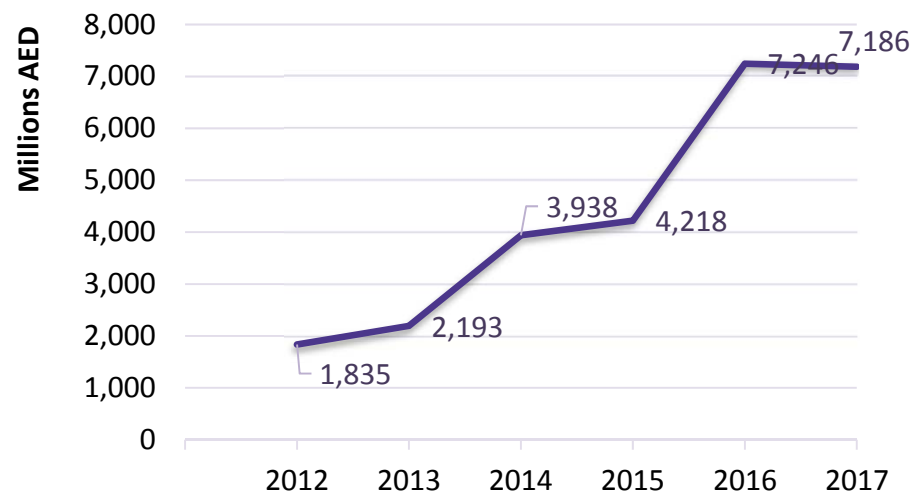
Note: Exports include re-exports

Trend

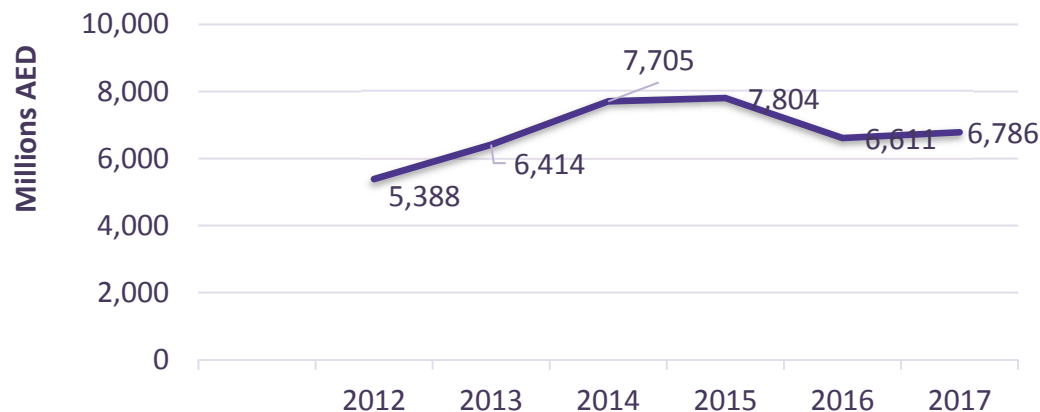
Exports



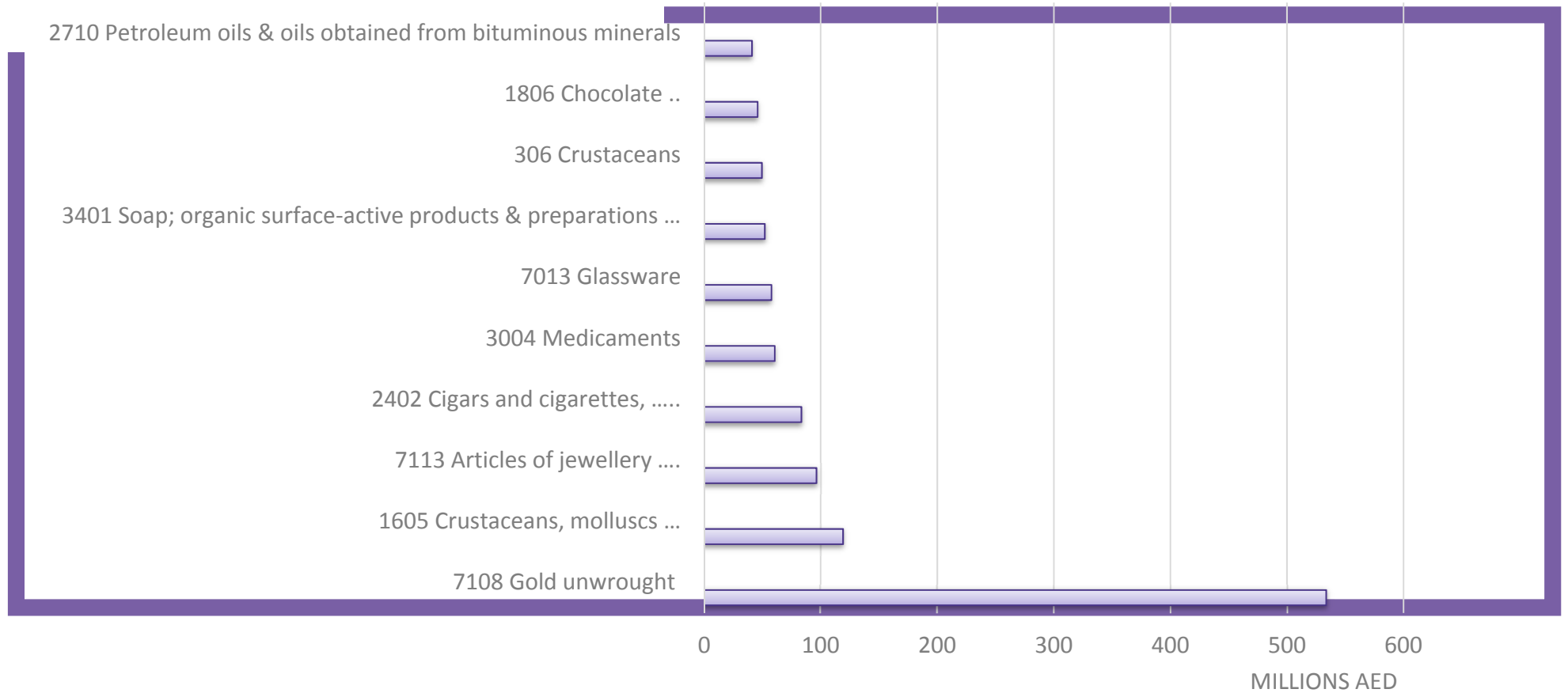
Imports



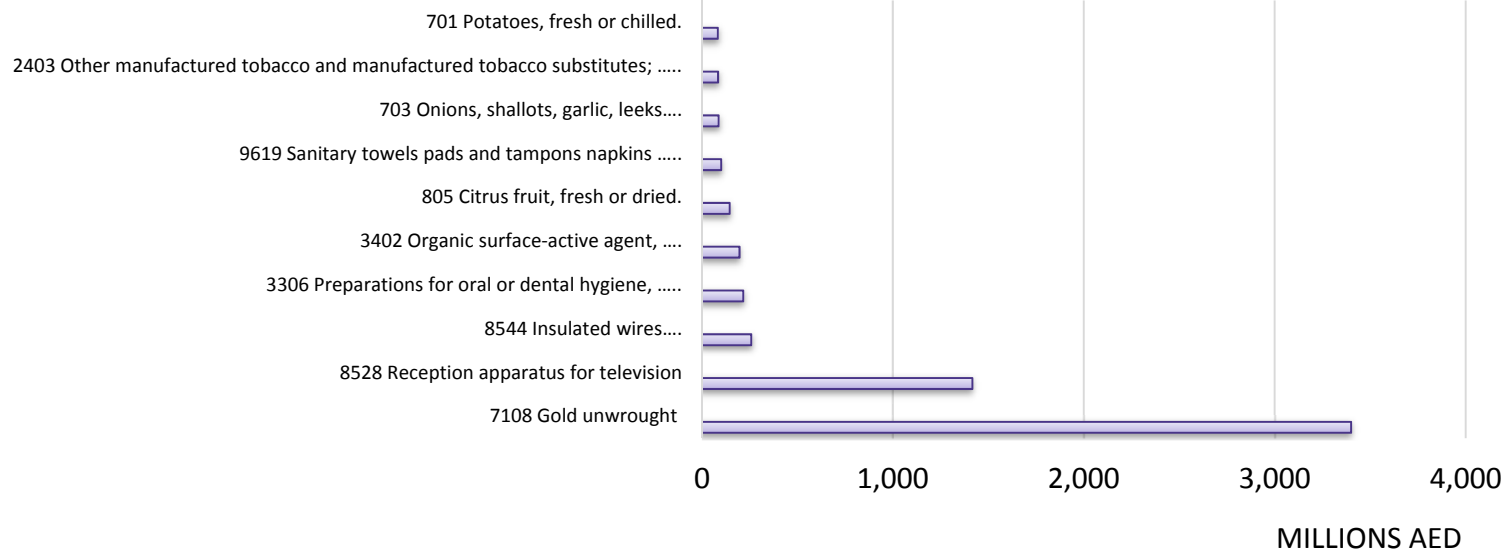
Re-Exports



Top Exports 2017



Top Imports 2017



Top Re-Exports 2017

