

UAE France Bilateral Trade

Ref 15 Q2 2018

Dr. Faisal El Amir

Trade potential = min {country's exports; partner country's imports} – actual bilateral trade

UAE France Bilateral Trade 2016

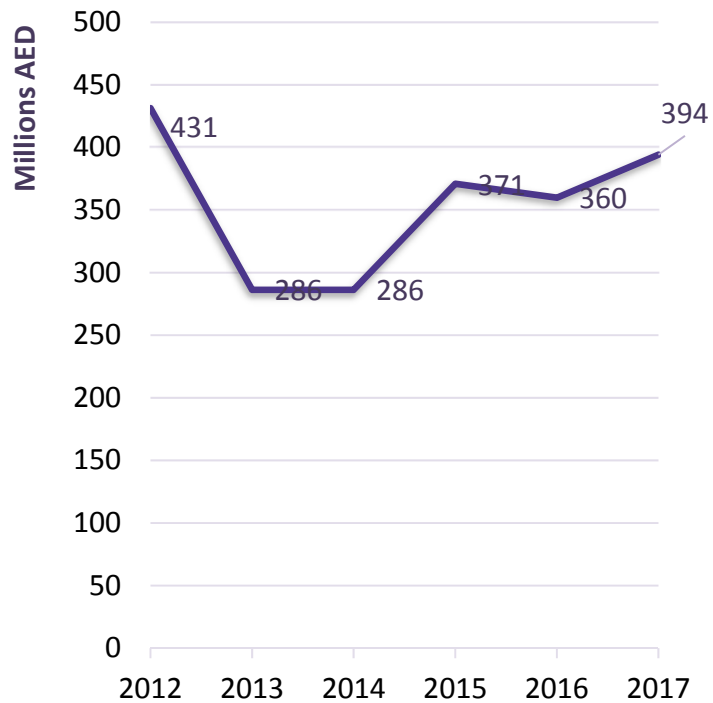
Top Exports & Export Potential

Product Code	Product Label	United Arab Emirates' exports to France				France I imports from the world			United Arab Emirates' exports to the world			Export Potential	
		Value in 2016, USD thousand	Annual growth in value between 2012-2016, %, p.a.	Share in United Arab Emirates' exports, %	Equivalent ad valorem tariff faced by United Arab Emirates	Value in 2016, USD thousand	Annual growth in value between 2012-2016, %, p.a.	Share in world imports, %	Value in 2016, USD thousand	Annual growth in value between 2012-2016, %, p.a.	Share in world exports, %	Export Potential ,US\$ thousand	Rank in potential
'TOTAL	All products	560,341	4	0		560,554,863	-5	3	298,650,942	-4	2		
'88	Aircraft, spacecraft, and parts thereof	172,368	8	9	1	33,769,033	2	14	1,935,600	-3	1	1,763,232	
'71	Natural or cultured pearls, precious or semi-precious stones, precious metals, metals clad ...	138,805	12	0	0	7,137,570	2	1	42,279,524	-8	6	6,998,765	3
'84	Machinery, mechanical appliances, nuclear reactors, boilers; parts thereof	49,349	11	1	1	68,299,440	-3	4	7,978,042	-21	0	7,928,693	1
'76	Aluminium and articles thereof	31,699	5	1	5	6,265,182	-2	4	5,081,904	30	3	5,050,205	
'70	Glass and glassware	18,777	87	4	5	3,249,159	-2	5	506,752	-9	1	487,975	
'39	Plastics and articles thereof	17,967	24	0	6	21,932,684	-3	4	5,420,408	1	1	5,402,441	
'87	Vehicles other than railway or tramway rolling stock, and parts and accessories thereof	17,152	8	0	8	59,272,020	1	4	7,835,356	-7	1	7,818,204	2
'85	Electrical machinery and equipment and parts thereof; sound recorders and reproducers, television ...	15,936	-22	0	2	51,746,799	-2	2	6,642,685	-32	0	6,626,749	4
'91	Clocks and watches and parts thereof	13,373	14	4	1	2,997,963	2	6	361,394	-18	1	348,021	
'90	Optical, photographic, cinematographic, measuring, checking, precision, medical or surgical ...	9,296	2	1	1	17,960,494	-2	3	682,850	-26	0	673,554	

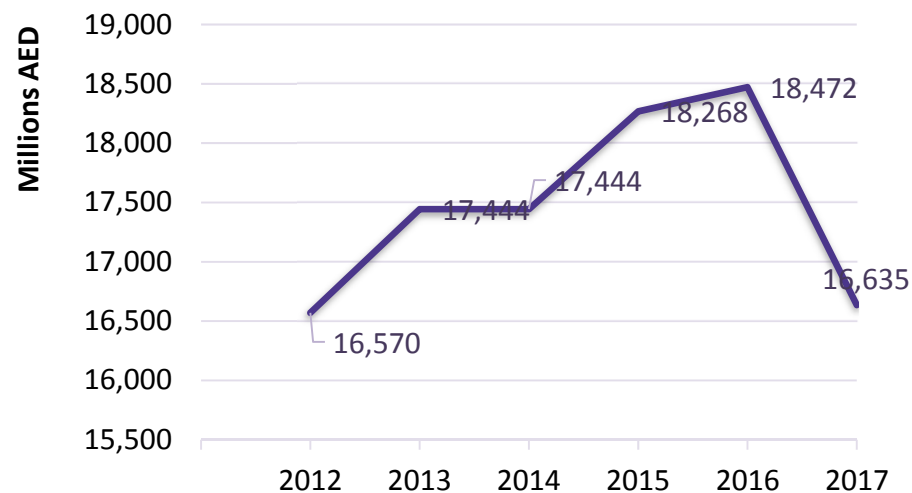
Note:Exports include re-exports

Trend

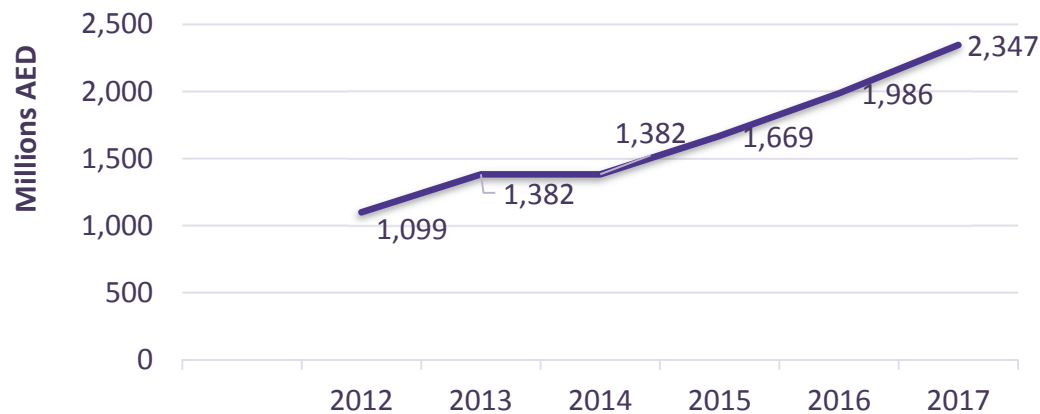
Exports



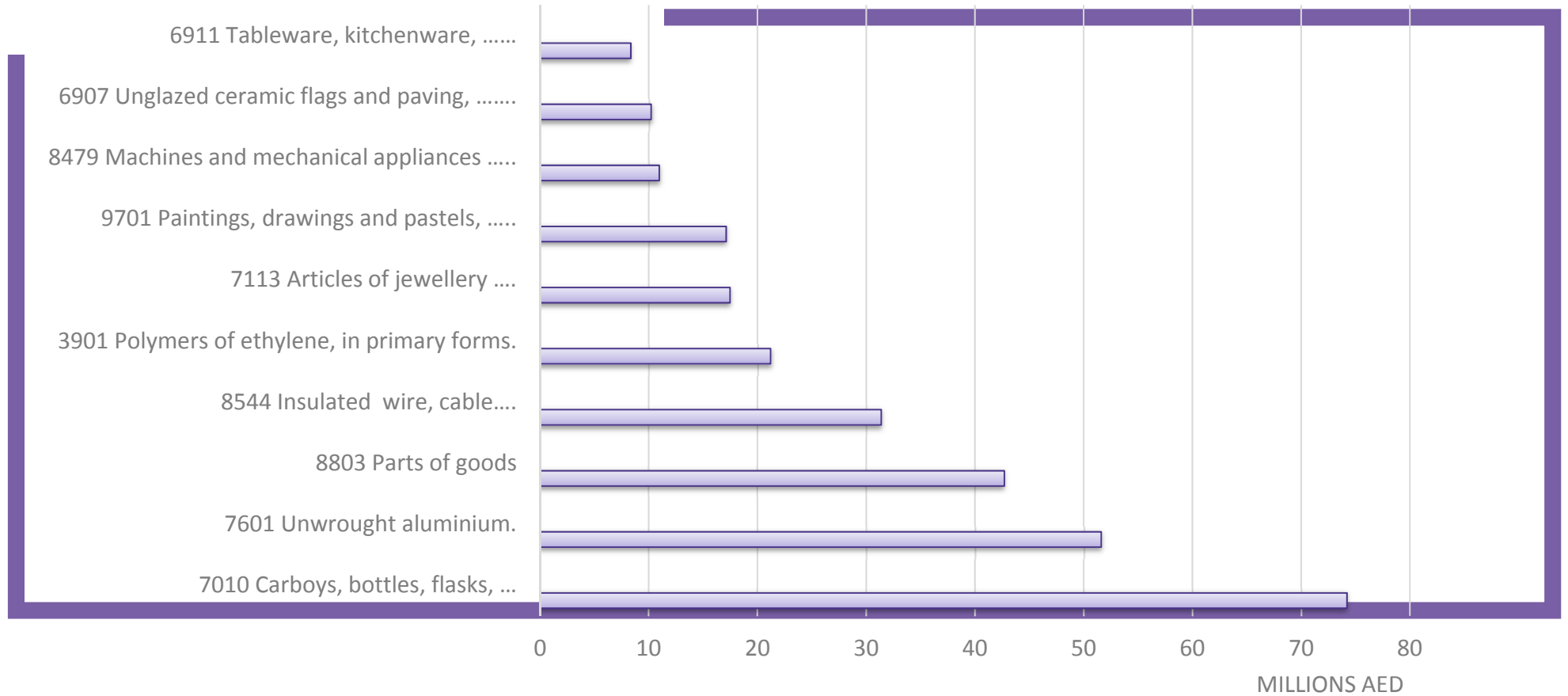
Imports



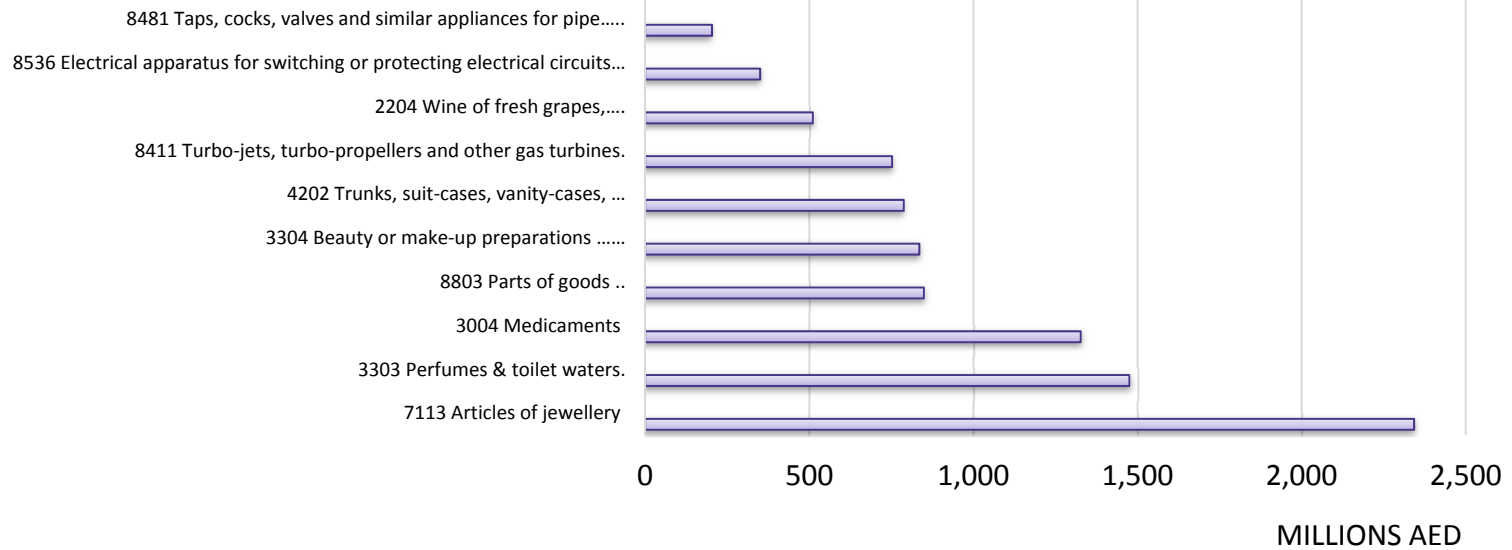
Re-Exports



Top Exports 2017



Top Imports 2017



Top Re-Exports 2017

