

UAE Germany Bilateral Trade

Ref 15 Q2 2018

Dr. Faisal El Amir

Trade potential = min {country's exports; partner country's imports} – actual bilateral trade

UAE Germany Bilateral Trade 2016

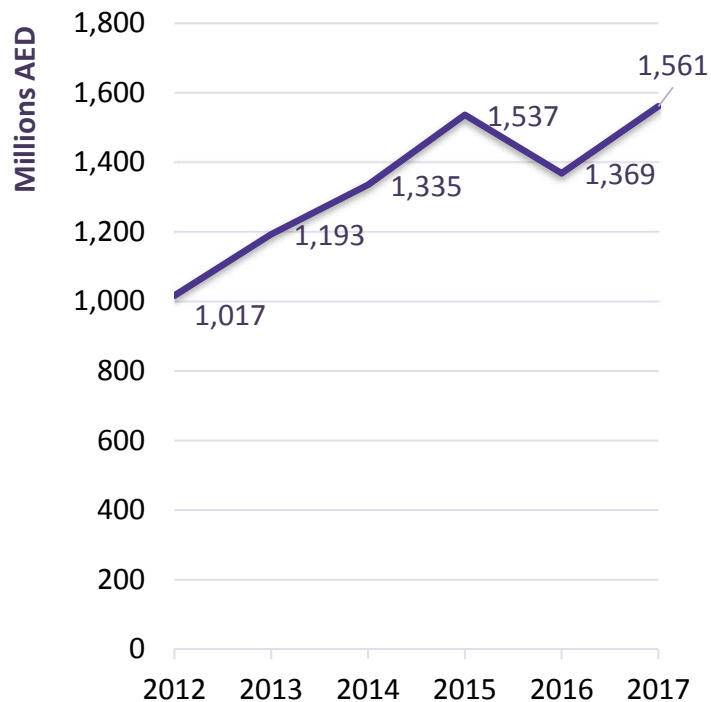
Top Exports & Export Potential

Product Code	Product Label	United Arab Emirates' exports to Germany				Germany imports from the world			United Arab Emirates' exports to the world			Export Potential	
		Value in 2016, USD thousand	Annual growth in value between 2012-2016, % p.a.	Share in United Arab Emirates's exports, %	Equivalent ad valorem tariff faced by United Arab Emirates	Value in 2016, USD thousand	Annual growth in value between 2012-2016, % p.a.	Share in world imports, %	Value in 2016, USD thousand	Annual growth in value between 2012-2016, % p.a.	Share in world exports, %	Export Potential ,US\$ thousand	Rank in potential
TOTAL	All products	751646	-1	0		1060672017	-3	7	298650942	-4	2		
'84	Machinery, mechanical appliances, nuclear reactors, boilers; parts thereof	181314	14	2	1	136801659	-1	7	7978042	-21	0	7,796,728	2
'88	Aircraft, spacecraft, and parts thereof	118079	0	6	1	19888324	-4	8	1935600	-3	1	1,817,521	
'85	Electrical machinery and equipment and parts thereof; sound recorders and reproducers, television ...	73423	-23	1	2	132062708	1	5	6642685	-32	0	6,569,262	4
'71	Natural or cultured pearls, precious or semi-precious stones, precious metals, metals clad ...	72005	23	0	0	15364036	-6	2	42279524	-8	6	15,292,031	1
'87	Vehicles other than railway or tramway rolling stock, and parts and accessories thereof	65214	0	1	8	111293488	4	8	7835356	-7	1	7,770,142	3
'76	Aluminium and articles thereof	62706	43	1	5	16737777	0	11	5081904	30	3	5,019,198	
'90	Optical, photographic, cinematographic, measuring, checking, precision, medical or surgical ...	45321	25	7	1	38236384	2	7	682850	-26	0	637,529	
'39	Plastics and articles thereof	23357	-28	0	6	40303634	-1	7	5420408	1	1	5,397,051	
'97	Works of art, collectors' pieces and antiques	18145	102	17	0	754324	1	3	105842	-3	0	87,697	
'73	Articles of iron or steel	9610	-17	1	2	21140140	-2	8	1819158	-11	1	1,809,548	

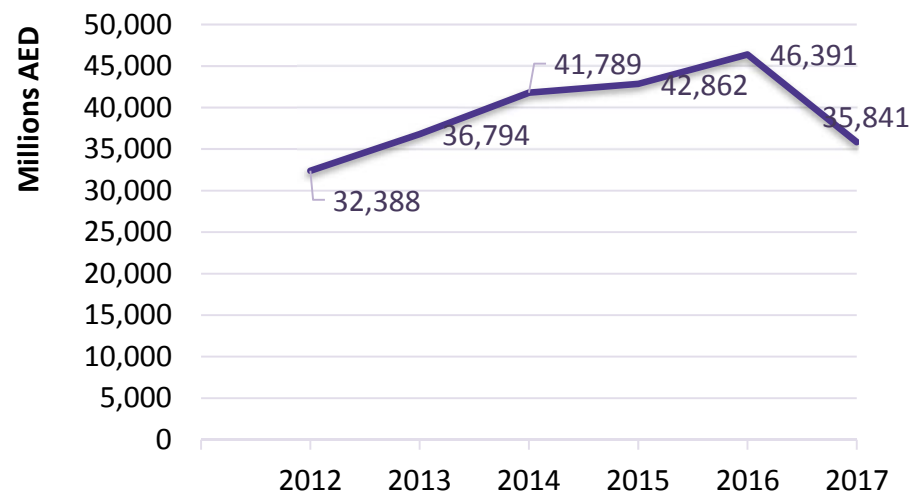
Note: Exports include re-exports

Trend

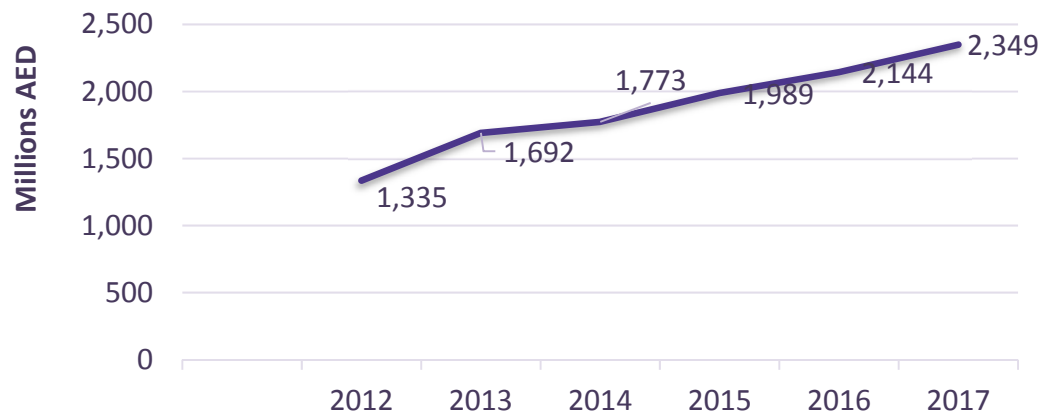
Exports



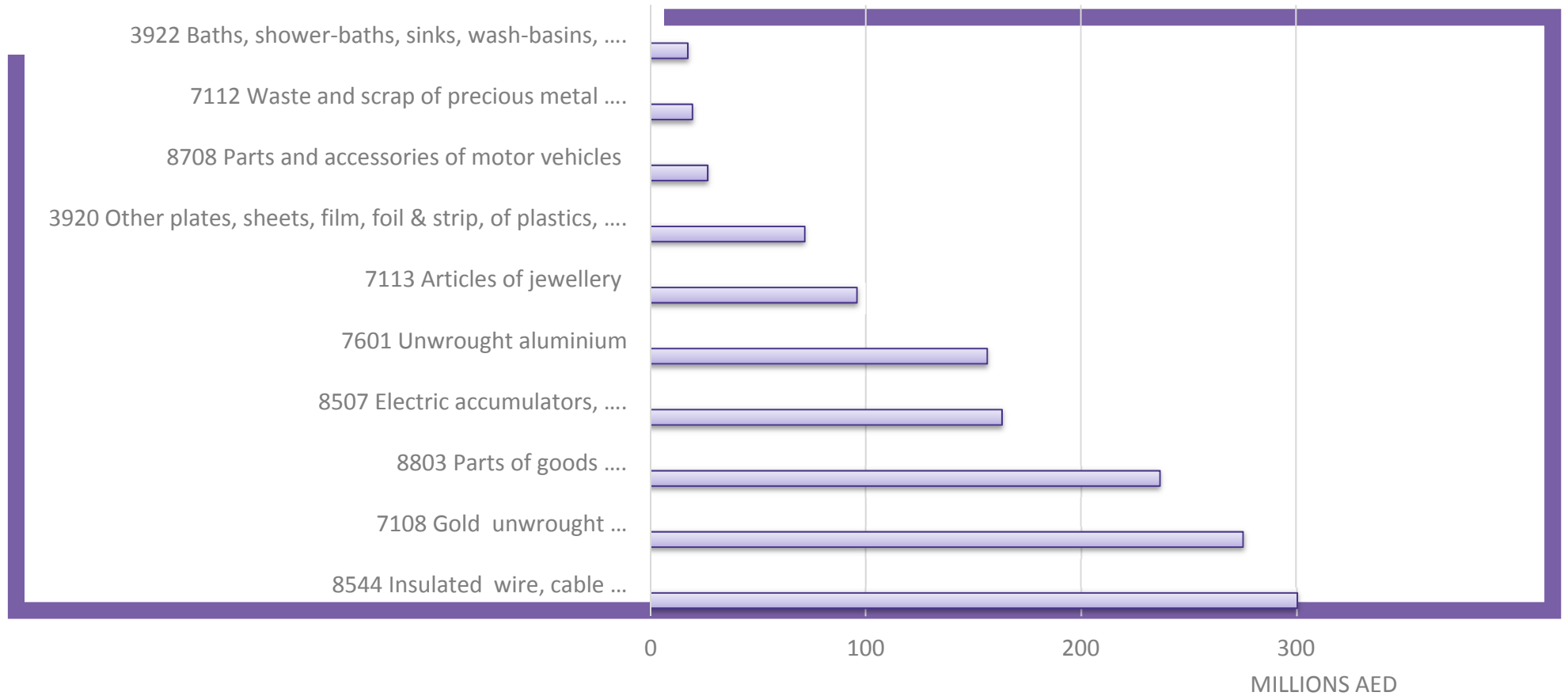
Imports



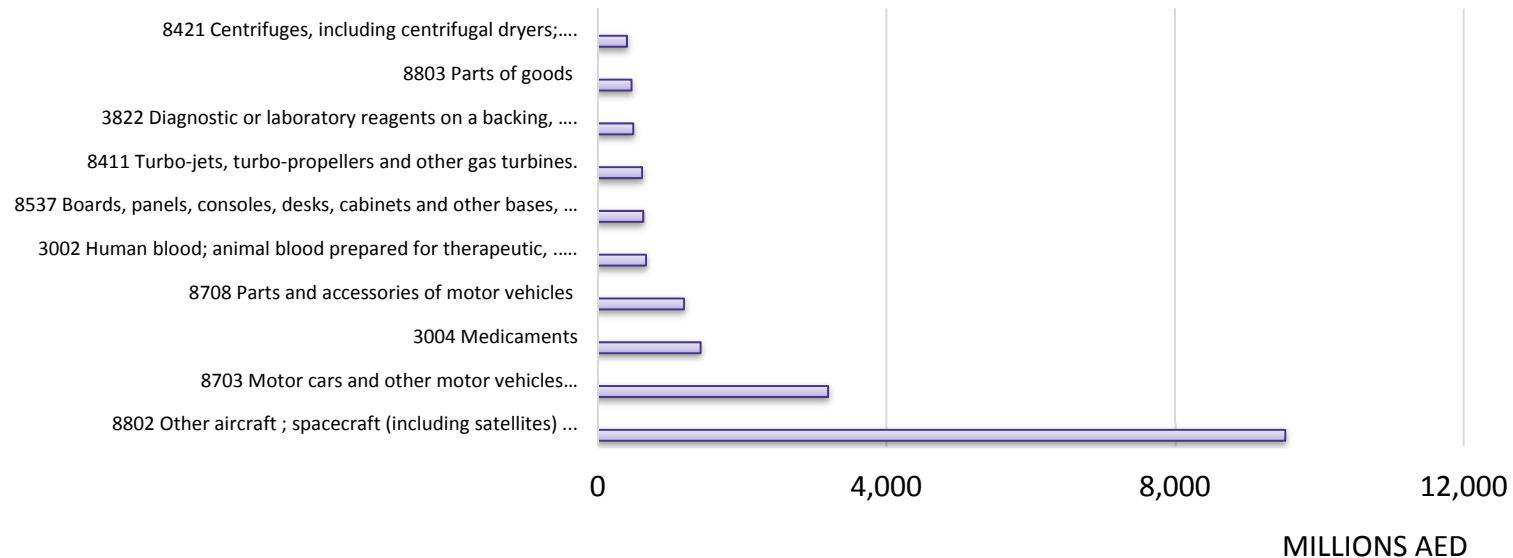
Re-Exports



Top Exports 2017



Top Imports 2017



Top Re-Exports 2017

