

UAE KSA Bilateral Trade

Ref 15 Q2 2018

Dr. Faisal El Amir

Trade potential = min {country's exports; partner country's imports} – actual bilateral trade

UAE KSA Bilateral Trade 2016

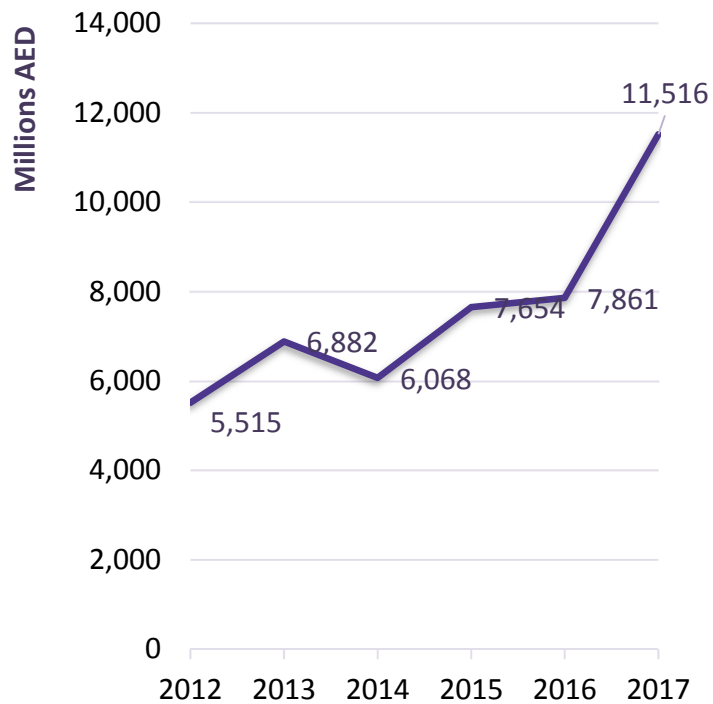
Top Exports & Export Potential

| Product Code | Product Label | United Arab Emirates' exports to KSA | | | | KSA I imports from the world | | | United Arab Emirates' exports to the world | | | Export Potential | |
|--------------|--|--------------------------------------|---|--|--|------------------------------|---|---------------------------|--|---|---------------------------|---------------------------------|-------------------|
| | | Value in 2016, USD thousand | Annual growth in value between 2012-2016, %, p.a. | Share in United Arab Emirates's exports, % | Equivalent ad valorem tariff faced by United Arab Emirates | Value in 2016, USD thousand | Annual growth in value between 2012-2016, %, p.a. | Share in world imports, % | Value in 2016, USD thousand | Annual growth in value between 2012-2016, %, p.a. | Share in world exports, % | Export Potential ,US\$ thousand | Rank in potential |
| | | | | | | | | | | | | | |
| TOTAL | All products | 4,762,661 | -25 | 2 | | 129,795,972 | -3 | 1 | 298,650,942 | -4 | 2 | | |
| '7108 | Gold, incl. gold plated with platinum, unwrought or not further worked than semi-manufactured ... | 891279 | 20 | 5 | 0 | 2162854 | 0 | 1 | 16,471,012 | -16 | 5 | 1,271,575 | 3 |
| '4911 | Printed matter, incl. printed pictures and photographs, n.e.s. | 418928 | 50 | 42 | 0 | 79455 | 19 | 1 | 987,171 | 25 | 9 | 79,455 | |
| '8517 | Telephone sets, incl. telephones for cellular networks or for other wireless networks; other ... | 289477 | -55 | 7 | 0 | 5082671 | -3 | 1 | 404,2593 | -34 | 1 | 3,753,116 | 2 |
| '7408 | Copper wire (excluding surgical sutures, stranded wire, cables, plaited bands and the like ... | 263988 | -17 | 25 | 0 | 628126 | 16 | 4 | 1,047,874 | -1 | 7 | 364,138 | |
| '7113 | Articles of jewellery and parts thereof, of precious metal or of metal clad with precious metal ... | 255051 | 34 | 2 | 0 | 607730 | 1 | 1 | 1,1821,439 | 2 | 11 | 352,679 | |
| '8703 | Motor cars and other motor vehicles principally designed for the transport of persons, incl. ... | 238291 | -3 | 5 | 0 | 12875938 | -3 | 2 | 5,224,704 | -3 | 1 | 4,986,413 | 1 |
| '3004 | Medicaments consisting of mixed or unmixed products for therapeutic or prophylactic uses, put ... | 157651 | 76 | 41 | 0 | 3544042 | 2 | 1 | 384,555 | -15 | 0 | 226,904 | |
| '1806 | Chocolate and other food preparations containing cocoa | 126586 | -9 | 57 | 0 | 593009 | 3 | 2 | 222,707 | -12 | 1 | 96,121 | |
| '6109 | T-shirts, singlets and other vests, knitted or crocheted | 98584 | -8 | 28 | 0 | 296417 | 16 | 1 | 353,307 | 1 | 1 | 197,833 | |
| '7214 | Bars and rods, of iron or non-alloy steel, not further worked than forged, hot-rolled, hot-drawn ... | 82845 | -23 | 27 | 0 | 123826 | -34 | 1 | 301,553 | -12 | | | |

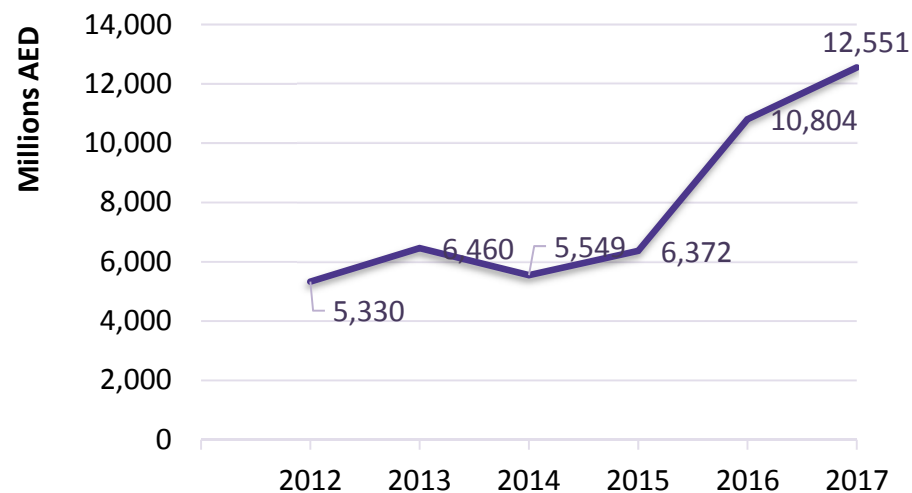
Note: Exports include re-exports

Trend

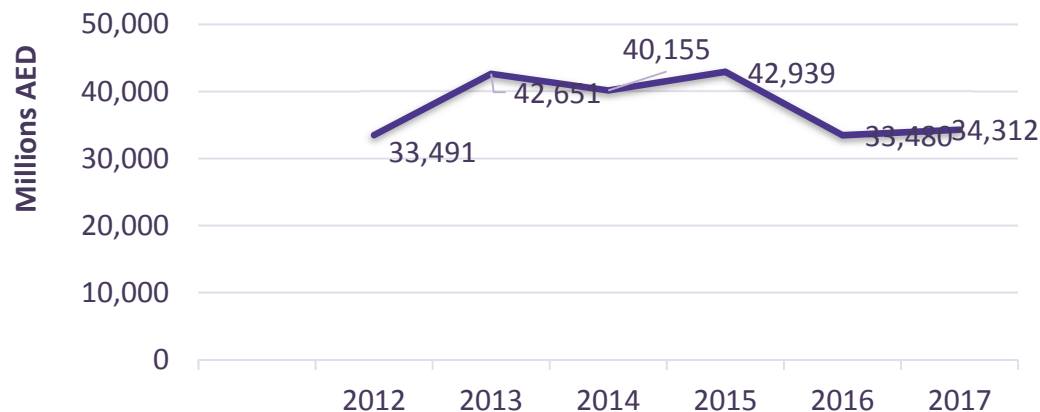
Exports



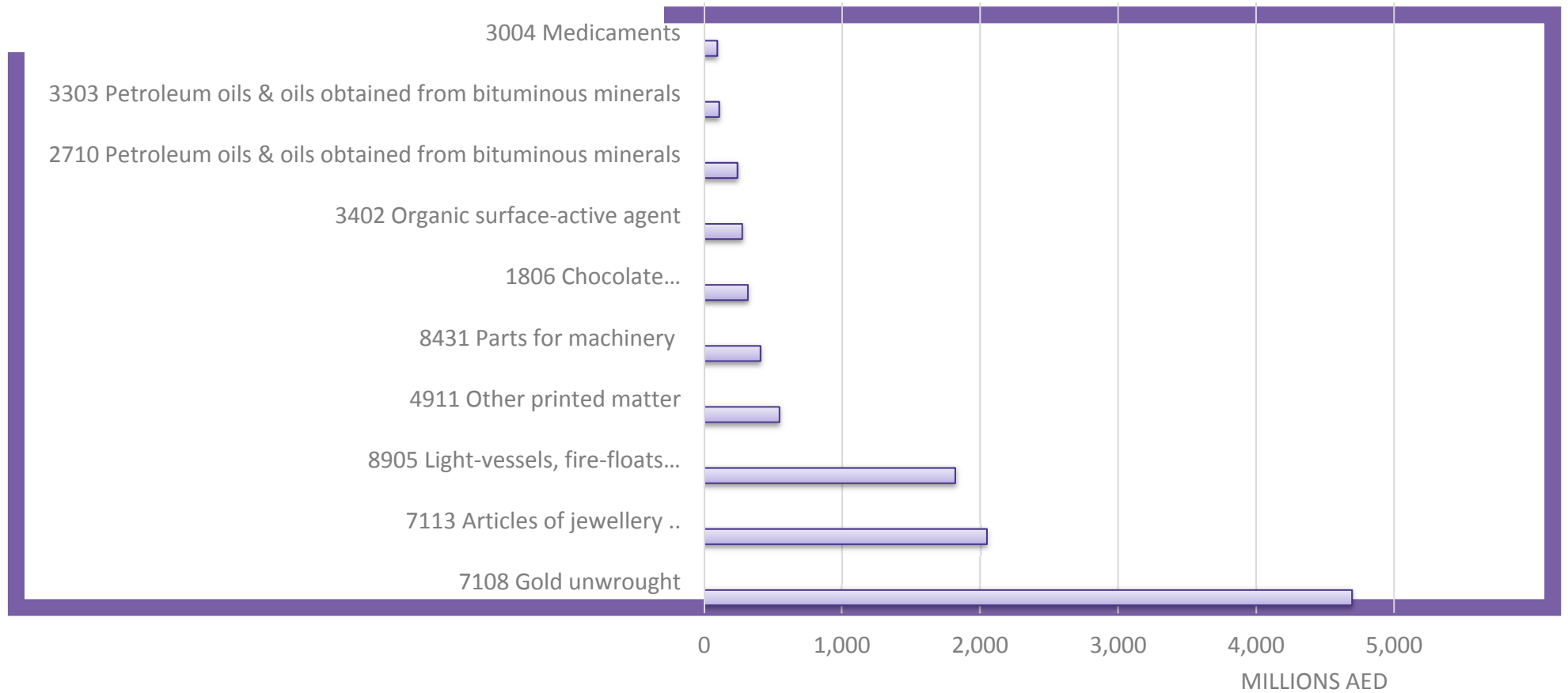
Imports



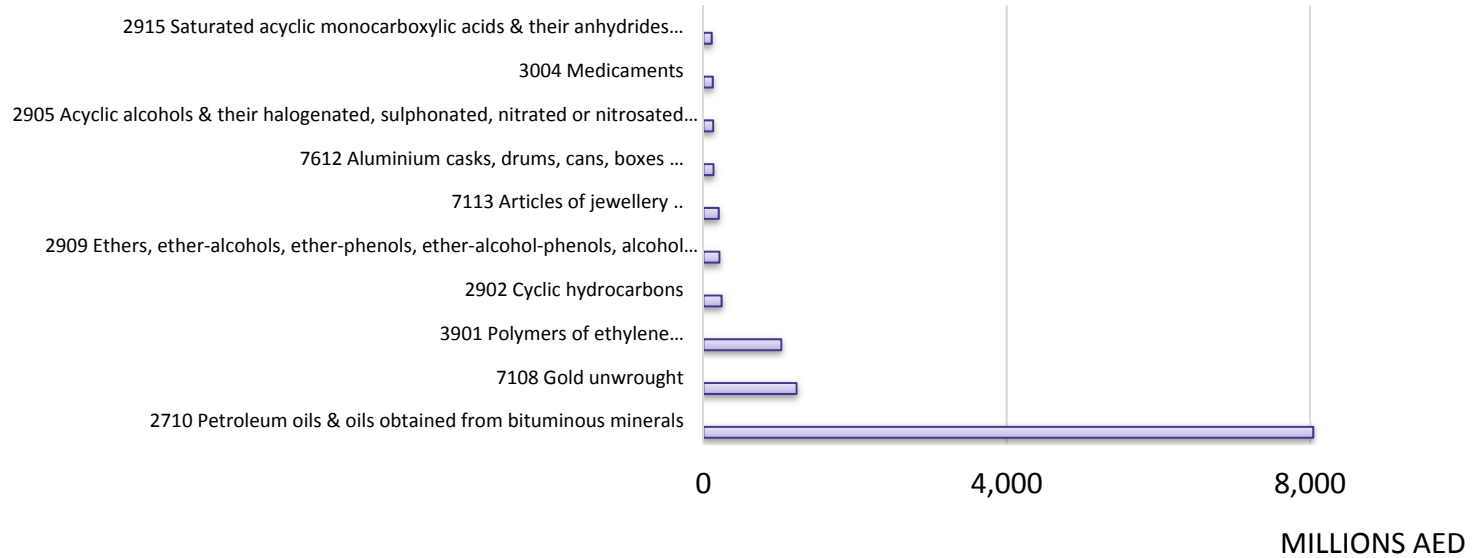
Re-Exports



Top Exports 2017



Top Imports 2017



Top Re-Exports 2017

