

UAE Russia Bilateral Trade

Ref 13 Q2 2018

Dr. Faisal El Amir

UAE Russia Bilateral Trade 2016

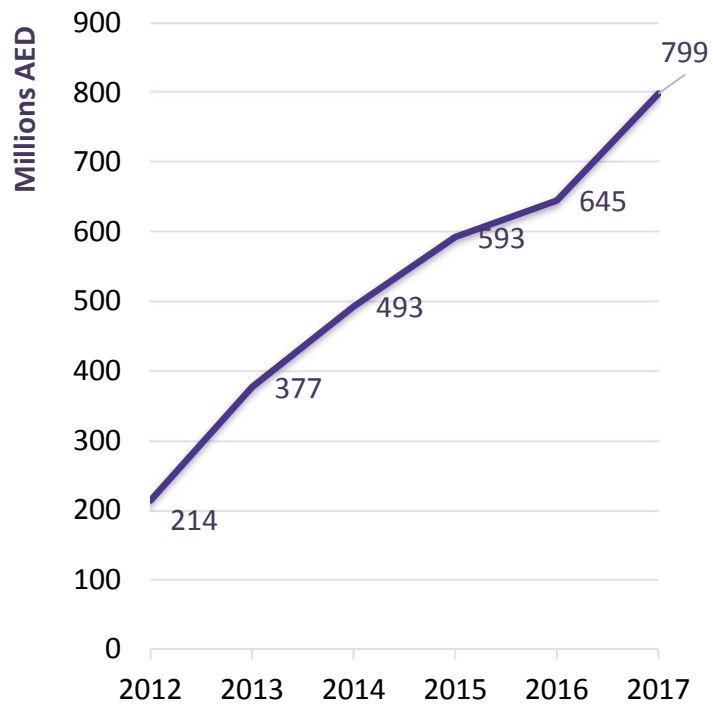
Top Exports & Export Potential

Trade potential = min {country's exports; partner country's imports} – actual bilateral trade

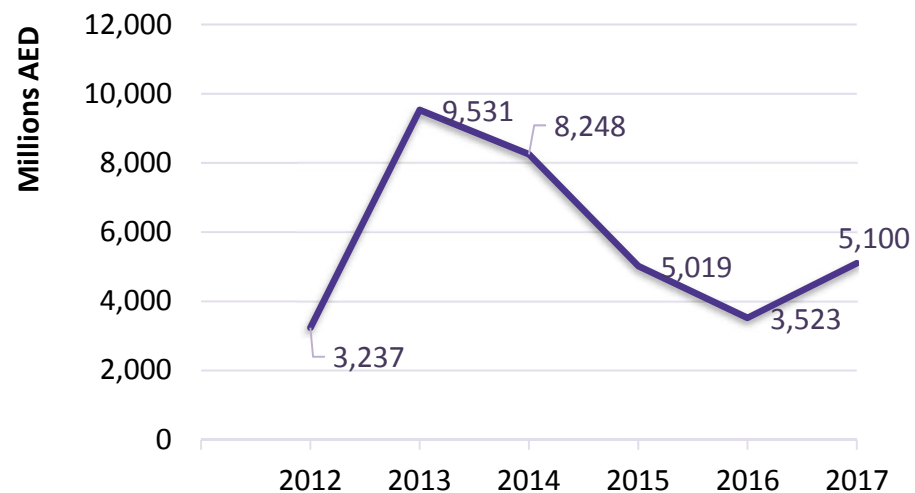
Product Code	Product Label	UAE Russia Bilateral Trade 2016											
		United Arab Emirates' exports to Russia				Russia I imports from the world			United Arab Emirates' exports to the world			Export Potential	
		Value in 2016, USD thousand	Annual growth in value between 2012-2016, % p.a.	Share in United Arab Emirates's exports, %	Equivalent ad valorem tariff faced by United Arab Emirates	Value in 2016, USD thousand	Annual growth in value between 2012-2016, % p.a.	Share in world imports, %	Value in 2016, USD thousand	Annual growth in value between 2012-2016, % p.a.	Share in world exports, %	Export Potential ,US\$ thousand	Rank in potential
'TOTAL	All products	484499	-2	0		182261656	-15	1	298650942	-4	2		
'85	Electrical machinery and equipment and parts thereof; sound recorders and reproducers, television ...	155,603	67	2	2	21503718	-14	1	6,642,685	-32	0	6,487,082	3
'71	Natural or cultured pearls, precious or semi-precious stones, precious metals, metals clad ...	118337	75	0	8	438595	-13	0	42279524	-8	6	320058	
'84	Machinery, mechanical appliances, nuclear reactors, boilers; parts thereof	56594	-8	1	2	35,360,249	-14	2	7,978,042	-21	0	7,921,448	1
'87	Vehicles other than railway or tramway rolling stock, and parts and accessories thereof	45,875	-33	1	12	15,628,546	-26	1	7,835,356	-7	1	7,789,481	2
'09	Coffee, tea, maté and spices	23863	-27	8	2	1,157,725	-2	2	287,354	-4	1	263,491	
'39	Plastics and articles thereof	16684	9	0	5	7,540,485	-12	1	5,420,408	1	1	5,403,724	
'54	Man-made filaments; strip and the like of man-made textile materials	11455	-8	1	7	371,281	-10	1	1,097,719	2	2	359,826	
'91	Clocks and watches and parts thereof	9502	5	3	8	264775	-8	1	361,394	-18	1	255,273	
'70	Glass and glassware	5145	-16	1	11	727,803	-15	1	506,752	-9	1	501,607	
'43	Furskins and artificial fur; manufactures thereof	4304	-60	45	5	156,332	-25	3	96,30	-37	0	5,326	

Trend

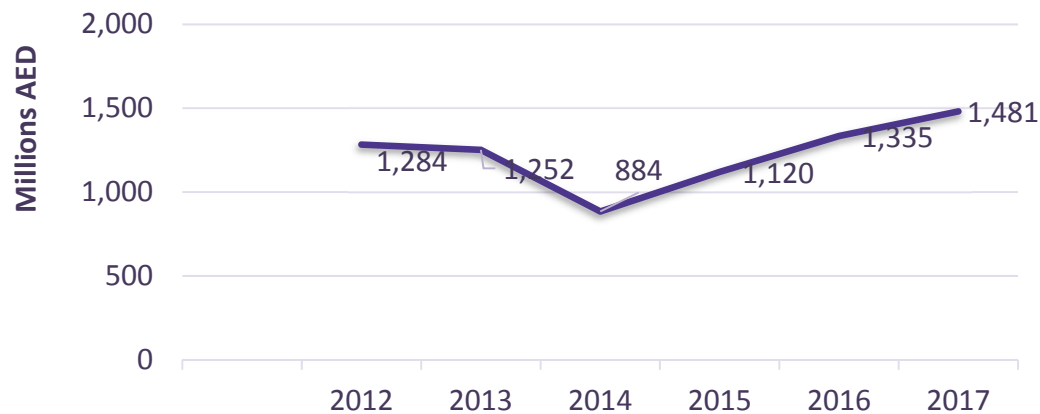
Exports



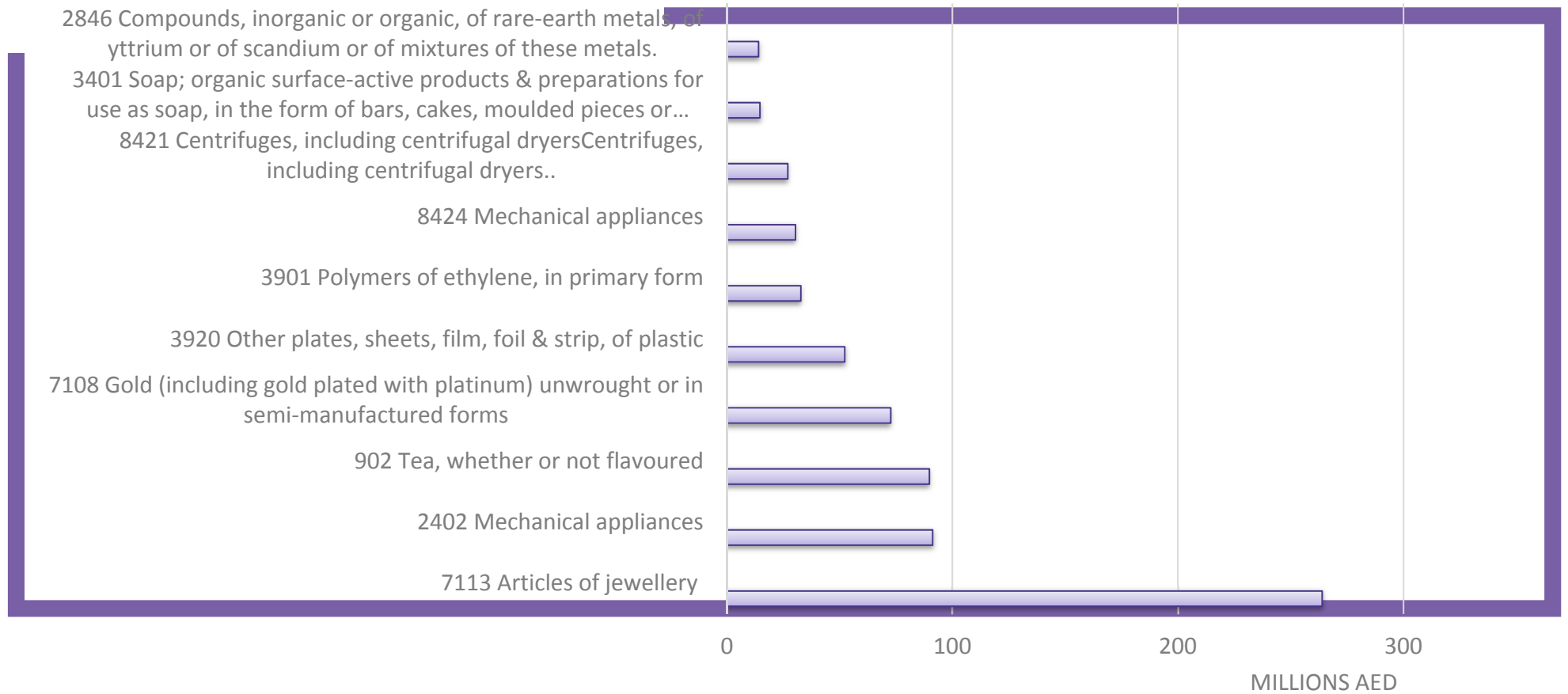
Imports



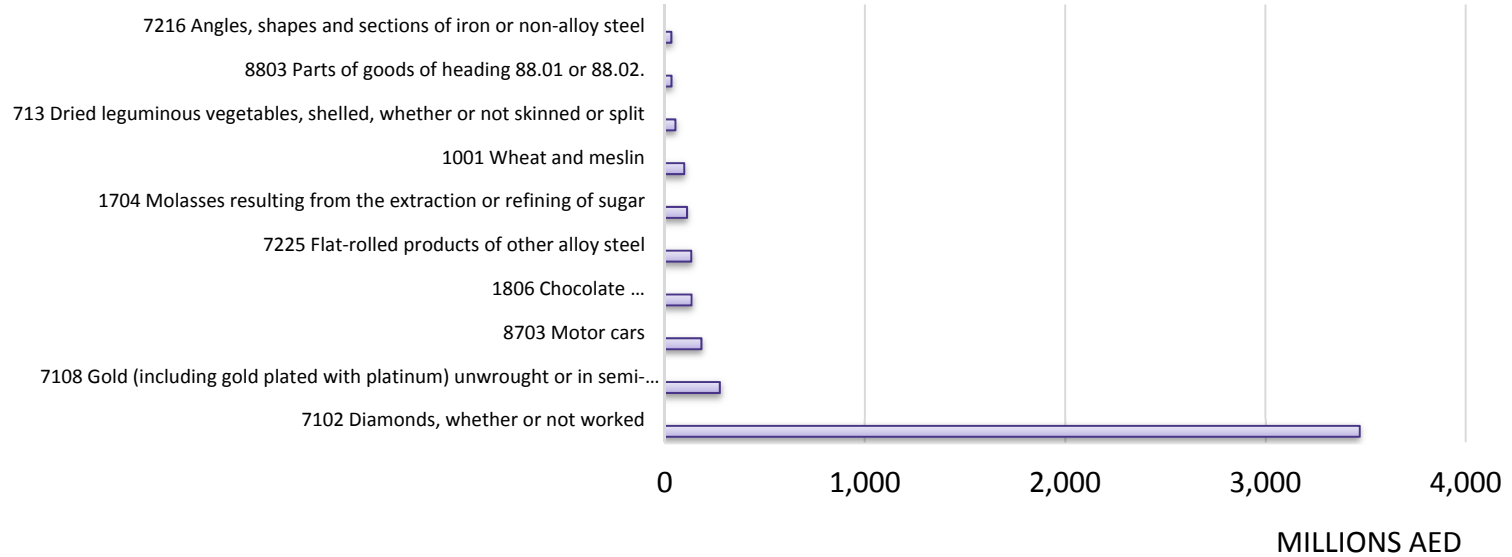
Re-Exports



Top Exports 2017



Top Imports 2017



Top Re-Exports 2017

