

UAE Nigeria Bilateral Trade

Ref 15 Q3 2018

Dr. Faisal El Amir

UAE Nigeria Bilateral Trade -Top Exports

		United Arab Emirates's exports to Nigeria				Nigeria's imports from world			United Arab Emirates's exports to world		
		Value in 2017, USD thousand	Annual growth in value between 2013-2017, %, p.a.	Share in United Arab Emirates's exports, %	Equivalent ad valorem tariff faced by United Arab Emirates	Value in 2017, USD thousand	Annual growth in value between 2013-2017, %, p.a.	Share in world imports, %	Value in 2017, USD thousand	Annual growth in value between 2013-2017, %, p.a.	Share in world exports, %
'TOTAL	All products	379249	-8	0		30686028	-9	0	169650018	-9	1
'84	Machinery, mechanical appliances, nuclear reactors, boilers; parts thereof	79565	-3	3	7	4255838	-5	0	2953589	-4	0
'27	Mineral fuels, mineral oils and products of their distillation; bituminous substances; mineral ...	74600	21	0	7	8740670	3	0	87034200	-16	4
'31	Fertilisers	45964	287	8	2	226435	-13	0	558993	-7	1
'87	Vehicles other than railway or tramway rolling stock, and parts and accessories thereof	36984	-24	7	21	1618639	-23	0	527464	-23	0
'85	Electrical machinery and equipment and parts thereof; sound recorders and reproducers, television ...	28499	-19	1	11	1891318	-13	0	3347575	-3	0
'39	Plastics and articles thereof	28347	-5	0	10	1453730	-12	0	6005130	8	1
'73	Articles of iron or steel	9023	-31	0	15	726596	-20	0	1819969	-4	1
'32	Tanning or dyeing extracts; tannins and their derivatives; dyes, pigments and other colouring ...	7788	9	2	11	182662	0	0	319929	5	0

UAE Nigeria Bilateral Trade-Potential Export

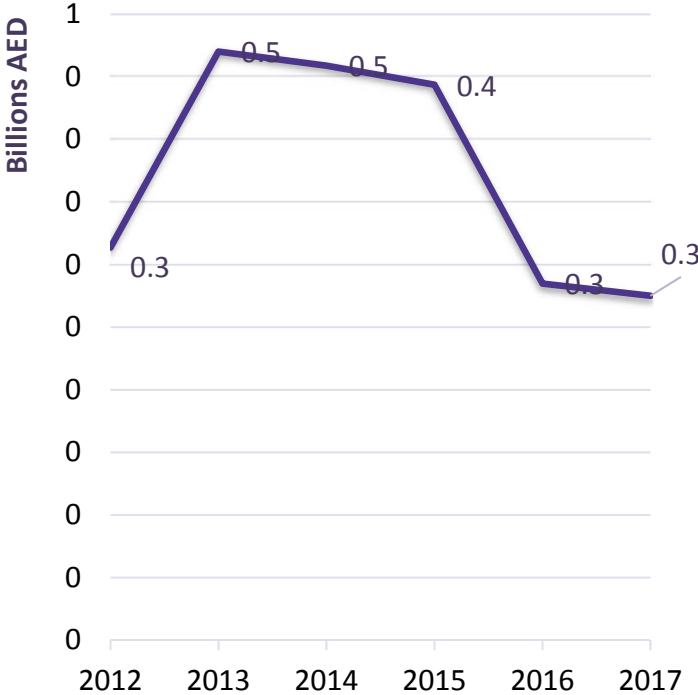
Trade potential = min {country's exports; partner country's imports} – actual bilateral trade

Thousand, US\$ -2017

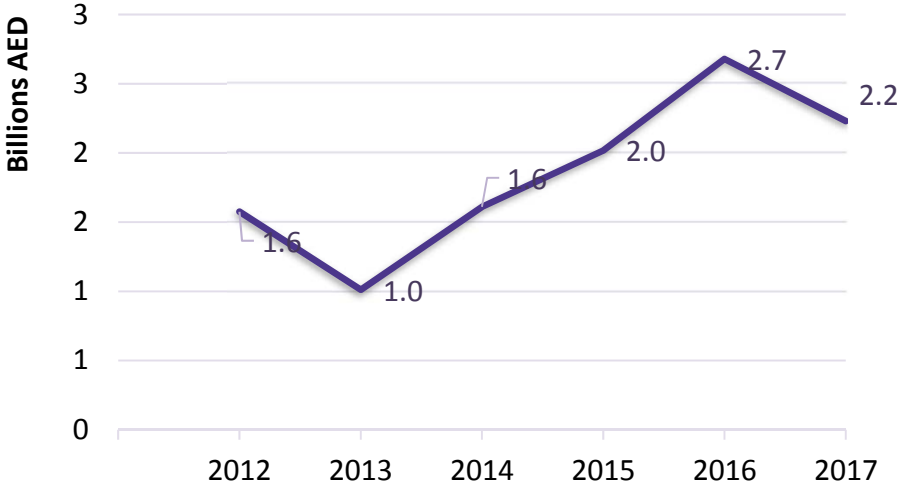
		UAE Exports to Nigeria	Nigeria's Imports from the World ,	UAE Exports to the World ,	UAE Export Potential to Nigeria
'TOTAL	All products	379,249	30,686,028	169,650,018	
'84	Machinery, mechanical appliances, nuclear reactors, boilers; parts thereof	79,565	4,255,838	2,953,589	2,874,024
'27	Mineral fuels, mineral oils and products of their distillation; bituminous substances; mineral ...	74,600	8,740,670	87,034,200	8,666,070
'31	Fertilisers	45,964	226,435	558,993	180,471
'87	Vehicles other than railway or tramway rolling stock, and parts and accessories thereof	36,984	1,618,639	527,464	490,480
'85	Electrical machinery and equipment and parts thereof; sound recorders and reproducers, television ...	28,499	1,891,318	3,347,575	1,862,819
'39	Plastics and articles thereof	28,347	1,453,730	6,005,130	1,425,383
'73	Articles of iron or steel	9,023	726,596	1,819,969	717,573
'32	Tanning or dyeing extracts; tannins and their derivatives; dyes, pigments and other colouring ...	7,788	182,662	319,929	174,874

Trade Profile

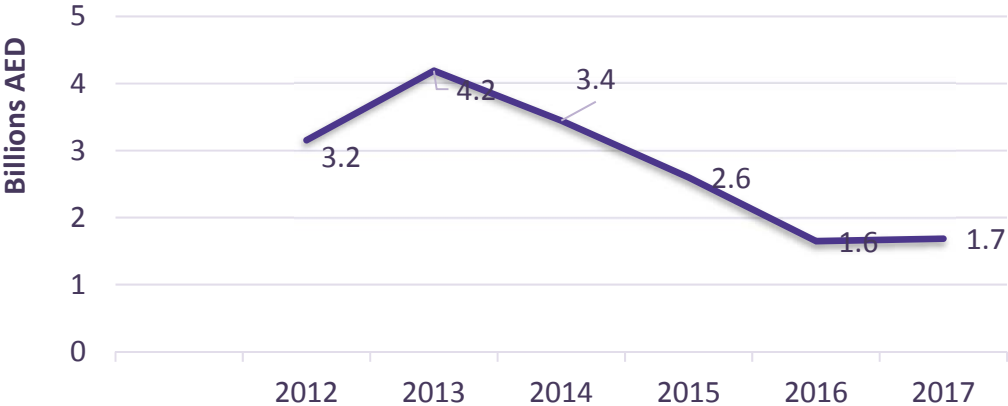
Exports



Imports

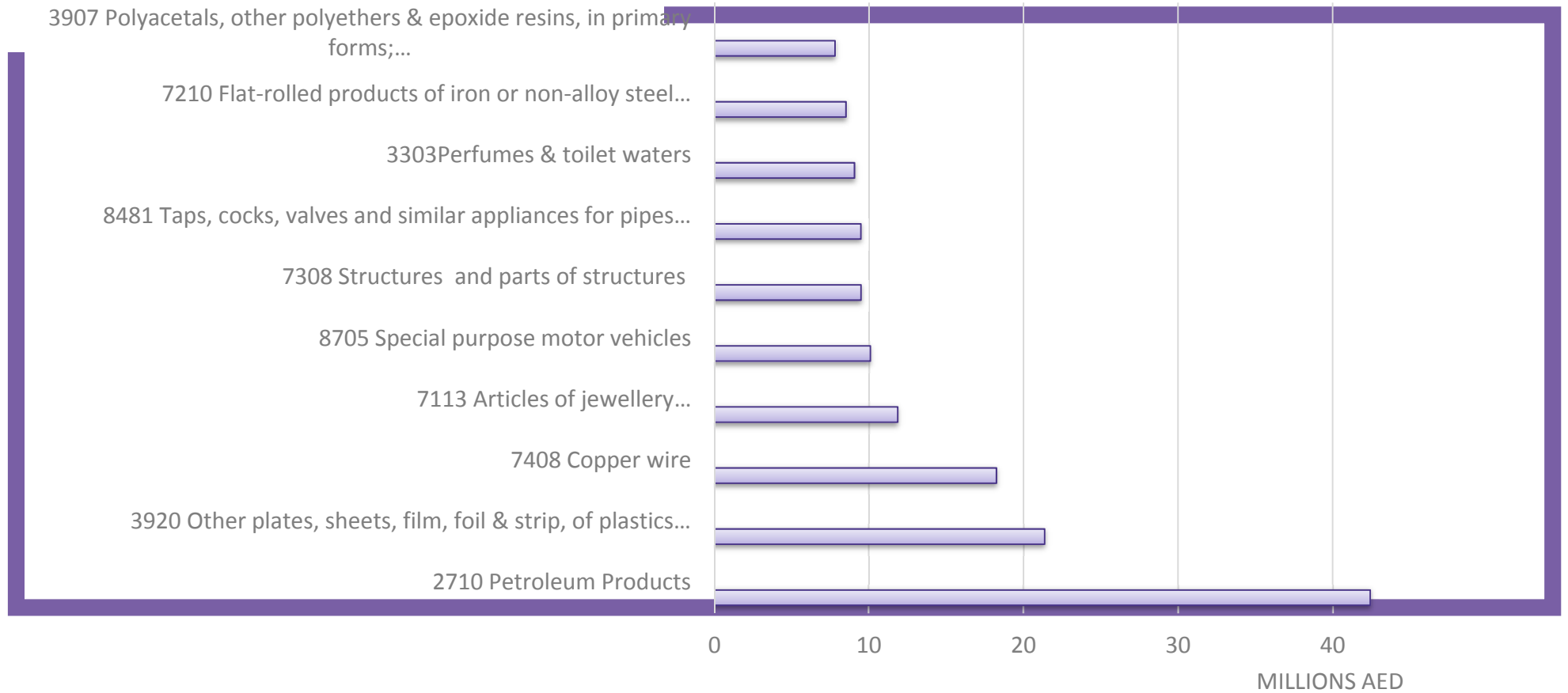


Re-Exports



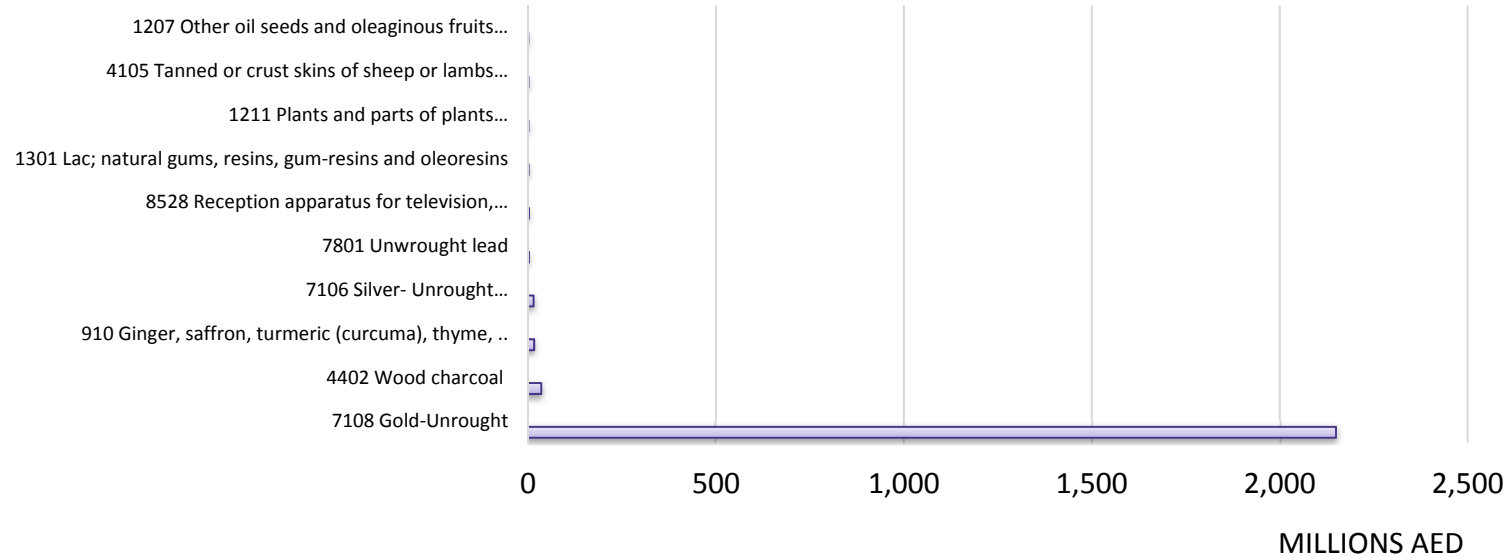
Dubai Nigeria Bilateral Trade

Top Exports 2017



Dubai Nigeria Bilateral Trade

Top Imports 2017



Dubai Nigeria Bilateral Trade

Top Re-Exports 2017

